


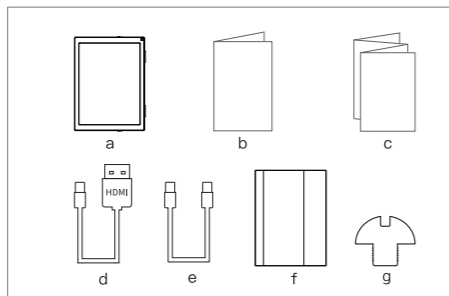
BOOX Mira Series

Quick Start Guide
快速说明书

For further instructions, please learn from the pre-loaded
User Manual or official website technical support.
www.boox.com



②



English

- ① Refresh ② Menu ③ USB-C Interface
④ Mini HDMI ⑤ Scroll Wheel

a. Scroll Wheel b. Warranty Card c. Quick Start Guide d. HDMI Cable
e. USB-C Cable f. a.Magnetic Protective Cover with Foldable Stand
g. VESA screws

How to Connect:

1. Connect BOOX Mira to a Computer/Tablet/Mobile with video output function via the USB-C cable included in the package.
2. Connect BOOX Mira to a computer with an HDMI interface via the HDMI cable included in the package, and connect BOOX Mira to a charger via the USB-C Cable to supply power.

How to Refresh:

Fully refresh the screen by short pressing the Refresh button of BOOX Mira.

Function Switching and Adjustment:

1. The function switching and adjustment of BOOX Mira are fulfilled by the combination of the Menu button and the Scroll Wheel.
2. By default, the Scroll Wheel is for Contrast adjustment.
3. Short press the Menu button once to change the Scroll Wheel's function to Warm Light adjustment;
4. Short press the Menu button again to change the Scroll Wheel's function to Cold Light adjustment;
5. You can switch more functions through the software.

Touch functions:

1. When BOOX Mira is connected to a computer via USB-C cable and in Mirror Mode, you can sync the touch operation on Windows 10 OS.
2. When BOOX Mira is connected to a computer via USB-C cable and in Extend Mode, you can set the touch screen to operate on external display only.
3. Due to the different interface protocols and functions of different mobile phones, there is no guarantee that all mobile phones or tablets support the monitor function. For specific models, please refer to the lists on our official website.

Product Specifications:

Display: Brand-new 13.3" E Ink Flexible Mobius Display

Resolution: 2200 x 1650 (207ppi)

Touch: Capacitive Touch

Front Lights: Warm and Cold

Body Material: Aluminium Alloy

Interfaces: Mini HDMI X 1, USB-C X2, Standard VESA Holes (75x75mm)

Dimensions: 308.4 x 231 x (5.6mm)8.0mm

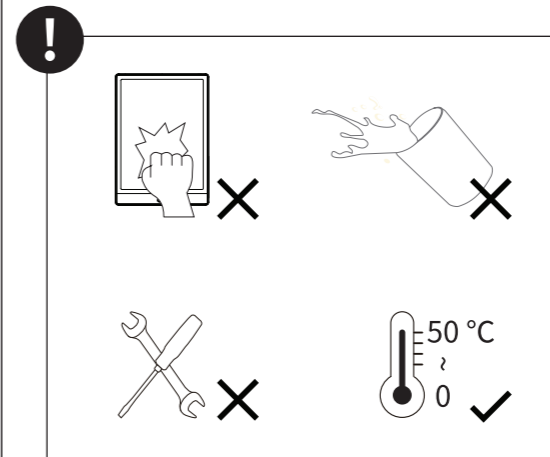
Weight: Around 590 grams

Accessories: Magnetic Protective Cover with Foldable Stand,
Mini HDMI Cable, USB-C Cable

Supported Operating Systems:Windows, macOS, Android, iOS, Linux

Notice:

1. Consumers should purchase and use the adapters that have been certified by local authorities and meet standard requirements.
2. Due to different mobile phone interface protocols and functions, there is no guarantee that all mobile phones or tablets support monitor function. For specific models, please refer to the lists on our official website.



BOOX

Customer support center:
<https://www.boox.com/support/>
Email: help@boox.com

Made in China
©Onyx International Inc. All rights reserved.